



MAINLAND POINTE

The Aspen is designed for informal living at it's best. Approximately 2,246 square Feet allows for spacious rooms throughout. The Inviting Foyer opens into a well sized Great Room and Kitchen.

Flex space on this level lets the lucky homeowner design to meet their needs. Dining Room? Study? Media, or Music Room? The second level has an abundant of closet space. Master Bedroom with full bath and walk in closet, 2 additional bedroom also offer walk in closets, and there is a hall walk in closet!

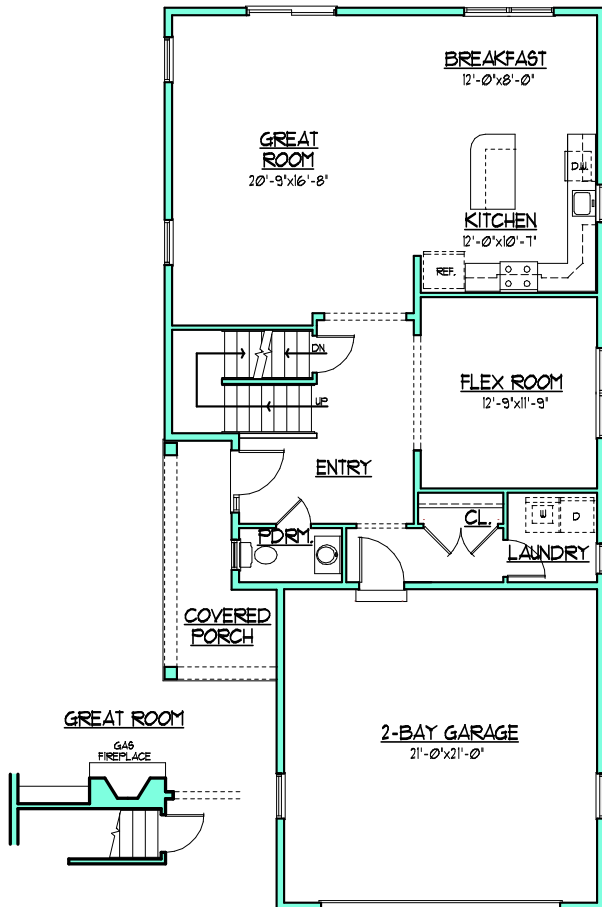
THE ASPEN

2,246 SF • 3 BEDROOMS • 2.5 BATHS

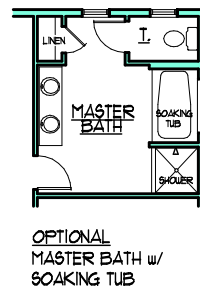


MAIN LEVEL

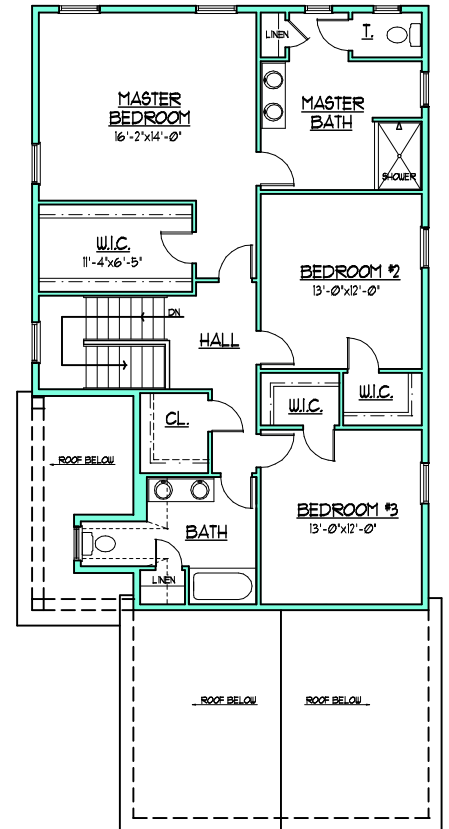
UPPER LEVEL



OPTIONAL GAS FIREPLACE



OPTIONAL MASTER BATH w/ SOAKING TUB



All information is deemed reliable but not guaranteed and is subject to change without notice. Front elevation may vary from the standard model. All floor plan dimensions are approximate & subject to field variations.

